



TMAX VARIATOR FILTERS | FILTRI VARIATORE TMAX

203.0149 TMAX 500 Variator filter - Filtra variatore

203.0161 TMAX 530 Variator filter - Filtra variatore

203.0154 TMAX 500-530 variator cooling filter
Raffreddamento variatore TMAX 500-530

242.030 gr. 20

Special grease resistant to high temperatures; lithium and molybdenum disulphide added. It is specific for CVT variator. Solid lubricant able to firmly stick to lubricated surfaces and fill the microscopic holes.

Grasso speciale per alte temperature; addizionato di litio e bisolfuro di molibdeno. Specifico per variatori CVT. Lubrificante solido in grado di ancorarsi saldamente alle superfici lubrificate e riempire le cavità microscopiche.

SPEED CONTROL/SUPER SPEED/HI-SPEED SPARE PARTS | RICAMBI SPEED CONTROL/SUPER SPEED/HI-SPEED


PART NUMBER	MEASURE	WEIGHT gr.	CODE	MEASURE	CODE	CODE	MEASURE	CODE	CODE	CODE	CODE	CODE	SPRING	SHIMS	SPRING	BELT
241.200	14x14	7,6	241.199													
241.301	16x13	3,6	242.052	25/D1		242.029	13x20x38	935.050								
"		4,9	242.070													
241.310 ▲	16x13	4,4	242.050	10/D6		242.029	12x37,5		246.055							
"	16x13	5,6	242.068													
241.311	16x13	4,4	242.050	10/D7		242.029	12x37,5		246.055							
"	16x13	5,6	242.068													
241.320	16x13	5,6	242.068			242.029	16x20x37									
"	16x13	4,9	242.070													
241.340	16x13	6,3	242.066			242.029										
"	16x13	6,9	242.065													
241.350 ▲	16x13	5,6	242.068			242.029										
"	16x13	6,9	242.065													
241.360.1▲	16x13	3,6	242.052	25/D1		242.029	13x20x38	935.050								
"	16x13	4,9	242.070													
241.360.2▲	16x13	3,6	242.052	25/D1		242.029	13x20x38	935.050								
"	16x13	4,9	242.070													
241.361	16x13	6,3	242.066	25/D1		242.029	13x20x38	935.050								
"	16x13	4,9	242.070													
241.363	19x15,5	6,8	242.079	31/B		242.029	16x20x41,5									
241.365 ▲	19x15,5	3,2	242.086	31B/05		242.029	16x20x43,5		244.012	246.031	323.0010					
"	19x15,5	4	242.084				13x20x43,5									
241.366 ▲	19x15,5	3,2	242.086	31B/05		242.029	16x20x43,5		244.012	246.031	323.0010					
"	19x15,5	4	242.084	31/B D1			13x20x43,5									
241.390 ▲	16x13	6,9	242.065			242.029										
"	16x13	4,4	242.050													

▲ : out of stock - esaurito

SPEED CONTROL/SUPER SPEED/HI-SPEED SPARE PARTS | RICAMBI SPEED CONTROL/SUPER SPEED/HI-SPEED


PART NUMBER	MEASURE	WEIGHT gr.	CODE	MEASURE	CODE	CODE	MEASURE	CODE	CODE	CODE	CODE	CODE	SPRING	SHIMS	SPRING	BELT
241.400	16x13	6,9	242.065	25/D4		242.029	16x20x37									
"	16x13	4,9	242.070													
241.400.1▲	16x13	3,6	242.052	25/D4		242.029	16x20x37									
"	16x13	5,6	242.068													
241.420 ▲	16x13	7,7	242.064			242.029										
"	16x13	5,6	242.068													
241.440 ▲	16x13	5,6	242.068			242.029										
"	16x13	4,4	242.050													
241.450 ▲	16x13	6,9	242.065	25/01		242.029	12x20x38	935.054								
"	16x13	5,6	242.068													
241.460 ▲	16x13	5,6	242.068	25/D6		242.029	14,8x20x37									
"	16x13	4,4	242.050													
241.460.1▲	16x13	3	242.056	25/D6		242.029	14,8x20x37									
"	16x13	4,9	242.070													
241.460.2▲	16x13	3	242.056	25/D6		242.029	14,8x20x37									
"	16x13	4,9	242.070													
241.470	16x13	6,9	242.065			242.029										
"	16x13	7,7	242.064													
241.480	16x13	5,6	242.068	25/04		242.029	14x20x36,5									
"	16x13	6,9	242.065													
241.490	16x13	7,7	242.064	25/04		242.029	14x20x36,5									
"	16x13	5,6	242.068													
241.500 ▲	16x13	8,4	242.063			242.029										
"	16x13	6,9	242.065													
241.510	16x13	7,7	242.064	25/01		242.029	12x20x38	935.054								
"	16x13	8,4	242.063													
241.510.1	16x13	10	242.062	25/01		242.029	12x20x38	935.054						243.021		248.008
"	16x13	7,7	242.064											243.022		
241.510.2	16x13	10	242.062	25/01		242.029	12x20x38	935.054						243.021		248.014
"	16x13	7,7	242.064											243.022		
241.520	16x13	7,7	242.064	25/04		242.029	14x20x36,5									
"	16x13	6,3	242.066													
241.530 ▲	16x13	6,9	242.065			242.029										
"	16x13	4,9	242.070													
241.544 ▲	19x15,5	3,2	242.086	31/D6		242.029	14,8x20x50		244.111	246.030						
"	19x15,5	3,6	242.085	31/05			16x20x52									
241.545 ▲	19x15,5	3,2	242.086	31B/05		242.029	16x20x45		244.111	246.030	323.0010					
"	19x15,5	3,6	242.085													
241.550	16x13	5,6	242.068	25/D4		242.029	16x20x38									
"	16x13	4,4	242.050													
241.561	19x15,5	8,1	242.078	31/D6		242.029	14,8x20x50									
241.561.1▲	19x15,5	8,1	242.078	31/D6		242.029	14,8x20x50									
241.561.2▲	19x15,5	8,1	242.078	31/D6		242.029	14,8x20x50									
241.570	16x13	7,7	242.064			242.029	16x20x38									
"	16x13	5,6	242.068													
241.580	16x13	7,7	242.064	25/01		242.029	12x20x37									
"	16x13	8,4	242.063													
241.590	16x13	8,4	242.063	25/04		242.029	14x20x36,5									
"	16x13	6,9	242.065													
241.600 ▲	20x17	9	242.172			242.034	17x27x48,5					242.036				
241.601 ▲	20x17	9,5	242.171	30/D1		242.034	16x27x48					242.036	246.043			
241.602	20x12	11	242.293				19x27x60,5					242.036	246.043			
241.603 ▲	19x13,5	10,5	242.162				14,8x22x43,5									

▲ : out of stock - esaurito

 APPLICATIONS TABLE
 CYLINDER KITS
 MUFFLERS
 TRANSMISSIONS
 FUEL SYSTEMS
 ENGINE SPARE PARTS
 SETUP
 BLUE LINE
 MINIBIKES
 HI-SPEED E-BIKE

SPEED CONTROL/SUPER SPEED/HI-SPEED SPARE PARTS | RICAMBI SPEED CONTROL/SUPER SPEED/HI-SPEED

PART NUMBER	MEASURE	WEIGHT gr.	CODE	MEASURE CODE			MEASURE CODE		CODE	CODE	CODE	CODE	SPRING	SHIMS	SPRING	BELT
				MEASURE	CODE	CODE	MEASURE	CODE								
241.604 ▲	23x18	14,8-22						17x27x62,2				242.036				
241.605	23x18	16	242.143				242.035	17x27x62,2				242.036	246.043			
241.606 ▲	23x18	12,4	242.148					17x27x62,2				242.036	246.043			
241.607 ▲	20x17	9	242.172				242.034	17x27x48,5								
241.608	20x17	15,7	242.167	30/C3			242.034	17x27x50,3				242.036	246.043			
241.609 ▲	20x17	11,8	242.290	30/D3			242.034	17x27x47,8				242.036	246.043			
"	20x17	14,7	242.166													
241.610 ▲	23x18	14,8	242.144	34/D2			242.035	19,8x27x61,5				242.036				
241.611	26,1x12,8	14,6	242.202					21,8x31x61,8				242.037				
241.612 ▲	20x17	11	242.291				242.034	15x27x48				242.036				
241.613 ▲	19x15,5	5,3	242.088	31/D6			242.029	14,8x20x48,8								
241.614 ▲	15x12	7,4	242.127				246.035	16x22x40,8				242.043				
"	15x12	8,8	242.124													
241.615 ▲	19x13,5	10,8-11,8	242.163													
241.616	28x20	26	242.239					25,85x35x72				242.048				
241.618 ▲	25x15	15	242.220					25x35x72				242.048				
241.619	20x17	9	242.172	30/C2			242.034	15x27x50				242.036	246.043			
"	20x17	13,2	242.165													
241.620 ▲	20x17	10,4	242.170				242.034									
241.621 ▲	20x17	14,7-13,2		30/D3			242.034	17x27x47,8				242.036				
241.622 ▲	16x13	6,3	242.066	25/D6			242.029									
"				25/D1												
241.623	16x13	7,7	242.064				242.029									
241.624 ▲	19x17	7,0	242.093				242.034	17x27x49				242.036				
241.625 ▲	16x13	5,6	242.068	25/01			242.029	12x20x38,5								
"	16x13	4,9	242.070													
241.626	16x13	5,6	242.068	25/04			242.029	14x20x36,5								
"	16x13	6,9	242.065													
241.627 ▲	25x21,8	24,1	242.212				246.038	22x31x62,5				242.037				
241.628 ▲	20x12	11	242.293					19x27x60,5				242.036				
241.630 ▲	25x15	14,1	242.221					25x35x72				242.048				
"	25x15	16,2	242.222													
241.631	25x15	12	242.224					25x35x72				242.048				
241.632	16x13	4,9	242.070	25/01			242.029	12x20x38,5								
"	16x13	5,6	242.068													
241.632.1	16x13	4,9	242.070	25/01			242.029	12x20x38,5							243.021	248.038
"	16x13	5,6	242.068												243.022	
241.633 ▲	23x18	22,2	242.142				246.036	19x27x63,5				242.036				
241.634 ▲	16x13	3,2	242.054	25/01				12x20x37								
"	16x13	3	242.056													
241.635 ▲	23x18	22,2	242.142				246.036	17x27x64,5				242.036				
241.636	25x17	14	242.280					22x31x62,5				242.037				
"	25x17	16	242.282													
241.637	27,6x21,5	20,5	242.270					22x31x63,5				242.037				
241.638 ▲	19x17	5,5	242.095	30/D1			242.034	16x27x48,5				242.036	246.043			
"	19x17	8,2	242.092													
241.639	19x10	3	242.263	9/31/D6			242.029	14,8x20x50								
"	19x10															
241.639.1▲	19x10	3	242.263	9/31/D6			242.029	14,8x20x50								
"	19x10															
241.640 ▲	16x10	3	242.252	9/25/D1			242.029	13x20x38	935.050							
"	16x10	4	242.254													
241.640.1▲	16x10	3	242.252	9/25/D1			242.029	13x20x38	935.050	244.010						


▲ : out of stock - esaurito

SPEED CONTROL/SUPER SPEED/HI-SPEED SPARE PARTS | RICAMBI SPEED CONTROL/SUPER SPEED/HI-SPEED


PART NUMBER	MEASURE	WEIGHT gr.	CODE	MEASURE	CODE	CODE	MEASURE	CODE	CODE	CODE	CODE	CODE	SPRING	SHIMS	SPRING	BELT
"	16x10	4	242.254													
241.641 ▲	16x10	3	242.252	9/25/D1		242.029	13x20x38	935.050								
"	16x10	4	242.254													
241.641.1	16x10	3	242.252	9/25/D1		242.029	13x20x38	935.050	244.010							
"	16x10	4	242.254													
241.642 ▲	19x10	2,1	242.260	9/31/D6		242.029	14,8x20x50		244.110	246.030	323.0010					
"	19x10	2,5	242.262	9/31/05			16x20x52									
241.643 ▲	19x10	2,1	242.260	9/31/D1		242.029	13x20x43,5		244.012	246.031	323.0010					
"	19x10	2,5	242.262	9/31/05			16x20x50									
241.644 ▲	20x17	10,4	242.170	30/C2		242.034	15x27x49					242.036				
241.645	20x17	11,8	242.290	30/D3		242.034	17x27x46,5					242.036	246.043			
241.646	19x17	6	242.094	30/D1		242.034	16x27x49,5					242.036	246.043			
"	19x17	8,2	242.092													
"	19x17	10	242.091													
241.647	16x13	6,9	242.065	25/04		242.029	14x20x39									
241.648 ▲	16x10	3	242.252	9/25/D1		242.029	13x20x38	935.050								
"	16x10	3,5	242.253													
241.649	20x12	11	242.293				19x27x60,5					242.036	246.043			
241.650	23x18	13	242.149				22x31x66,9		244.121			242.037	246.044			
241.651	26,1x12,8	11	242.205									242.037				
241.652 ▲	25x11	7,5	242.319			242.046	25x35x72,2									
241.653	19x17	8,4	242.092	30/C4		242.034	19x27x53					242.036				
241.654 ▲	28x20	15,5	242.236				25,85x35x72					242.048				
241.655	16x13	8,4	242.063			242.029	16x20x39									
"	16x13	7,7	242.064													
241.656 ▲	20x17	13,2	242.165			242.034						242.036				
241.657 ▲	25x21,8	16,3	242.215			246.038	17x31x62,2									
241.658	16x13	6,9	242.065	25/06		242.029	13x20x37,5									
241.659 ▲	20x17	13,2	242.165			242.034						242.036	246.043			
"	20x17	14,7	242.166													
241.660 ▲	20x17	11,8	242.290			242.034	17x27x52					242.036				
241.661	23x18	14,8	242.144				17x27x62,2					242.036				
241.662 ▲	16x13	6,3	242.066	25/04		242.029										
241.663	25x19	15,5	242.361				25x40x75,7					246.052	246.051			
241.664 ▲	20x12	7,5	242.371			242.034	15x27x50					242.036	246.043		243.076	
241.665	20x12	9,2	242.375			242.034	17x27x46,5					242.036	246.043		243.077	
241.666 ▲	19x12	7,6	242.322			242.034	17x27x47,5					242.036	246.043			
"	19x12	5,5	242.324													
241.667	23x18	14,8	242.144			246.041	19x27x64,5					242.036	246.043			
241.668 ▲	25x11	8,3	242.310			242.045	25x35x72,2									
"	25x11	7,5	242.319													
241.670	16x13	6,9	242.065	25/D1		242.029	13x20x37,5	935.050						243.093		
241.670.1	16x13	5,6	242.068	25/D1		242.029	13x20x37,5	935.050						243.093	248.003	
"	16x13	6,9	242.065											243.094		
241.670.2	16x13	5,6	242.068	25/D1		242.029	13x20x37,5	935.050						243.093	248.004	
"	16x13	6,9	242.065											243.094		
241.671	16x13	6,9	242.065	25/D1		242.029	13x20x37,5							243.093		
241.672	19x15,5	6,3	242.081	31/D6		242.029	14,8x20x50							243.090		
241.672.1	19x15,5	5	242.082	31/D6		242.029	14,8x20x50							243.090	248.044	
"	19x15,5	6,3	242.081											243.091		
241.672.2	19x15,5	5	242.082	31/D6		242.029	14,8x20x50							243.090	248.078	
"	19x15,5	6,3	242.081											243.091		
241.674	19x15,5	4,7	242.334	31/D6		242.029	14,8x20x49,4							243.090		

▲ : out of stock - esaurito

 APPLICATIONS TABLE
 CYLINDER KITS
 MUFFLERS
 TRANSMISSIONS
 FUEL SYSTEMS
 ENGINE SPARE PARTS
 SETUP
 BLUE LINE
 MINIBIKES
 HI-SPEED E-BIKE

SPEED CONTROL/SUPER SPEED/HI-SPEED SPARE PARTS | RICAMBI SPEED CONTROL/SUPER SPEED/HI-SPEED


PART NUMBER	MEASURE	WEIGHT gr.	CODE	MEASURE	CODE	CODE	MEASURE	CODE	CODE	CODE	CODE	CODE	SPRING	SHIMS	SPRING	BELT	
241.675	16x13	6,9	242.065	25/D1		242.029	13x20x38	935.050								243.093	
241.676	16x13	7,7	242.064			242.029	16x20x39									243.093	
241.680 ▲	19x10	2,1	242.260	9/31/D6		242.029	14,8x20x50		244.110	246.030			246.042	246.049			
"	19x10	2,5	242.262														
241.681 ▲	19x10	2,1	242.260	9/31/05		242.029	16x20x50		244.110	246.030			246.042	246.049			
"	19x10	2,5	242.262														
241.682 ▲	19x10	2,1	242.260	9/31/D1		242.029	13x20x42		244.012	246.031	323.0010		246.042	246.048			
"	19x10	2,5	242.262														
241.683 ▲	19x10	2,1	242.260	9/31/05		242.029	16x20x49		244.012	246.031	323.0010		246.042	246.048			
"	19x10	2,5	242.262														
241.684 ▲	25x11	7,5	242.319		952.048	242.046	25x40x72,2		244.122								
"	25x11	8,3	242.310														
241.685 ▲	25x11	7,5	242.319		952.048	242.046	25x40x72,2										
"	25x11	8,3	242.310														
241.686	20x17	10,4	242.170	30/D4		242.034	19,8x27x50,5				242.036	246.043				243.047	
241.687	16x13	6,9	242.065	25/04		242.029	14x20x39										
241.688 ▲	20x17	9	242.172	30/D1		242.034	16x27x48				242.036	246.043					
241.688	19x17	9	242.377	30/D1		242.034	16x27x48,5										243.075
241.689 ▲	19x17	9,3		30/C1		242.034	15x27x48										
241.690	19x17	9,3		30/C1		242.034	15x27x48				242.036	246.043					243.076
241.691 ▲	23x18	24,3	242.141				246.036	19x27x63,5									
"	23x18	26,4	242.140														
241.692	20x17	13,2	242.165			242.034	17x27x49				242.036	246.043					243.076
241.693	25x15	12	242.224				25x35x72				242.048	246.045					243.097
241.694 ▲	23x18	18	242.301				19,3x27x60,9				242.036	246.043					243.082
241.695	25x11	7,5	242.319		952.048	242.046	25x35x72,2				242.048	246.045					243.080
"	25x11	8,3	242.310														
241.696	25x11	7,5	242.319		952.048	242.046	25x35x72,2		244.122		242.048	246.045					243.096
"	25x11	8,3	242.310														
241.697	20x12	9,2	242.375			242.034	15x27x47,5				242.036	246.043					243.076
241.698	16x13	6,3	242.066	25/04		242.029	14x20x39										
241.699	25x16	12	242.391				19,5x31x64,6				242.037	246.044					243.079
241.700	25x15	16,2	242.222				25x35x75,3				242.048	246.045					243.099
"	25x15	18	242.226														
241.701	25x15	12	242.224				25x35x75,3		244.126		242.048	246.045					243.099
"	25x15	14	242.221														
241.701.1	25x15	12	242.224				25x35x75,3		244.126		242.048	246.045					243.099
"	25x15	14	242.221														248.089
241.702	19x15,5	8,1	242.078	31B/02		242.029	15x20x40,5										
241.703	23x18	16	242.143				242.035	19,3x27x60,9				242.036	246.043				243.089
"	23x18	19	242.302														
241.704	16x13	4,9	242.070	25/04		242.029	14x20x40										
241.705 ▲	19x15,5	3,2	242.086	31/D6		242.029	14,8x22x50							246.049 Ø14,8			243.103
"	19x15,5	3,8	242.333														
241.706 ▲	19x15,5	3,2	242.086	31/05		242.029	16x22x50							246.049 Ø14,8			243.103
"	19x15,5	3,8	242.333											246.054 Ø16			
241.707 ▲	19x15,5	3,2	242.086	31/D1		242.029	13x22x49				323.0010			246.048 Ø13			243.104
"	19x15,5	3,8	242.333														
241.708 ▲	19x15,5	3,2	242.086	31/05		242.029	16x22x49				323.0010			246.048 Ø13			243.104
"	19x15,5	3,8	242.333											246.054 Ø16			
241.709	28x20	22	242.238				246.050	25x40x80,7									
"	28x20	26	242.239														
241.710	19x17	9	242.377	30/D3		242.034	17x27x47,4				242.036	246.043					243.084

▲ : out of stock - esaurito

SPEED CONTROL/SUPER SPEED/HI-SPEED SPARE PARTS | RICAMBI SPEED CONTROL/SUPER SPEED/HI-SPEED


PART NUMBER	MEASURE	WEIGHT gr.	CODE	MEASURE	CODE	CODE	MEASURE	CODE	CODE	CODE	CODE	CODE	SPRING	SHIMS	SPRING	BELT
"	19x17	13,5	242.379													
241.712	20x17	10	242.353	30/C2		242.034	15x27x49					242.036	246.043			243.084
241.713	19x17	10	242.091	30/D3		242.034	17x27x47,4					242.036	246.043			243.077
"	19x17	13,5	242.379													
241.714	25x15	13	242.225			242.046	25x35x72,2					242.048	246.045			
"	25x15	15	242.220													
241.716	25x11	6,5	242.317		952.048	242.046	25x35x66,3					242.048	246.045			
241.717	25x11	7,3	242.316			242.046	22x35x65					242.048	246.045			
"	25x11	8,3	242.310													
241.718	19x17	12	242.090	30/D3		242.034	17x27x45,2					242.036	246.043			
241.719	20x17	15,7	242.167	30/D3			17x27x46,5									248.069.1
241.720	19x17	10	242.091	30/C2		242.034	16x27x49,5					242.036	246.043			
241.721	20x17	9	242.172	30/C1		242.034	16,5x27x51					242.036	246.043			
"	20x17	11,8	242.290													
241.722	19x17	12	242.090	30/C1		242.034	17x27x49					242.036	246.043			
241.723	19x17	10	242.091	30/C1		242.034	17x27x46,5									243.076
"	19x17	12	242.090													
241.724	19x17	10,7	242.099	30/C5		242.034	16x27x54,5									
"	19x17	11,5	242.389													
241.725	19x15,5	3,8	242.333	31/HD6	952.049	246.053	14,8x22x50						246.049 014,8		243.103	
"	19x15,5	4,3	242.083													
241.726	19x15,5	3,8	242.333	31/H05	952.050	246.053	16x22x50						246.049 014,8		243.103	
"	19x15,5	4,3	242.083										246.054 016			
241.727	19x15,5	3,2	242.086	31/H06	952.051	246.053	13x22x49			323.0010			246.048 013		243.104	
"	19x15,5	3,8	242.333													
241.728	19x15,5	3,2	242.086	31/H05	952.050	246.053	16x22x49			323.0010			246.048 013		243.104	
"	19x15,5	3,8	242.333										246.054 016			
241.729	19x17	10	242.091	30/C5		242.034	16x27x51									243.084
241.731	19x15,5	3,2	242.086	31B/D1		242.029	13x22x42									243.104
"	19x15,5	3,8	242.333													
241.732	19x17	9	242.377	30/C3		242.034	20x27x52,5									243.076
241.733	19x17	9,7	242.381	30/D3		242.034	17x27x45,5									243.106
"	19x17	11,5	242.389													
241.735	25x15	12	242.224				25x35x75,3		244.126			242.048	246.045			
"	25x15	14	242.221													
241.737	19x15,5	4,3	242.083	31/HD6	952.049	246.053	14,8x20x48,2									243.101
"	19x15,5	7	242.079													
241.738	25x15	14	242.221				25x35x75,3				242.048	246.045				243.080
241.739	19x15,5	3,8	242.333	31/H05	952.050	246.053	16x22x50						246.049 014,8		243.103	
"	19x15,5	4,3	242.083										246.054 016			
241.740	19x15,5	3,2	242.086	31/H05	952.050	246.053	16x22x49				323.0010		246.048 013		243.104	
"	19x15,5	3,8	242.333										246.054 016			
241.741	25x11	7,0	242.318			242.046						242.048	246.045			
241.742	25x21,8	14,2	242.209			246.038	17x31x62,2					242.037	246.044			243.108
241.743	19x17	7	242.093	30/C3		242.034	20x27x52,5									

APPLICATIONS TABLE

CYLINDER KITS

MUFFLERS

TRANSMISSIONS

FUEL SYSTEMS

ENGINE SPARE PARTS

SETUP

BLUE LINE

MINIBIKES

HI-SPEED E-BIKE